

# Localized cooling solutions

---

Axial and centrifugal fans provide a solution for the cooling electrical and electronic equipment particularly sensitive to temperature and disposing of the heat produced during their operation.

Compact and high performing, they adapt to various industrial applications.

**ESMERIS**  
frame fans

■ STANDARD FRAME FANS COSTECH

Axial fans, characterized by large airflow rates and low noise, are ideal for forced ventilation and heat dispersion inside electrical and electronic equipment, especially in areas with restricted spaces. Centrifugal fans, on the other hand, produce a more concentrated airflow and are used in applications requiring high pressure.



**MOTOR TYPE**

AC shaded pole or capacitor, or alternatively with brushless DC motor

**ELECTRICAL CONNECTION**

Wires or terminal

**FAN DESIGN**

With or without external casing

**SUPPORT SYSTEM**

Long-life ball bearing, quiet operation sleeve bearing or hypro

**ENERGY EFFICIENCY**

EC green technology for high performance

**DC SIGNALS**

Alarm or speed sensor provided by a separate wire

**APPROVALS**



■ Details that make the difference



Frameless version



Blower



DC signal

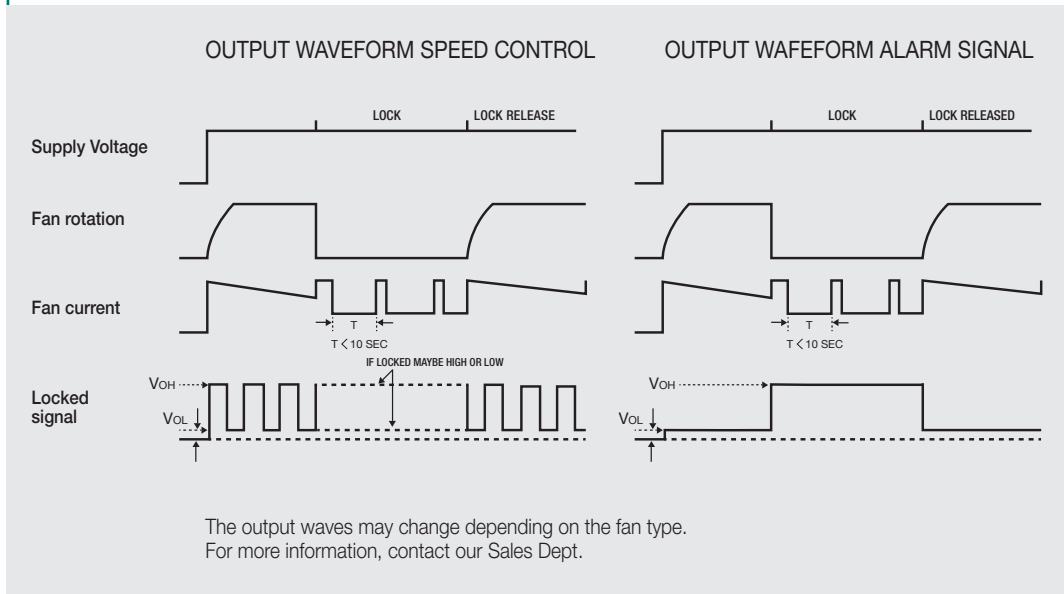
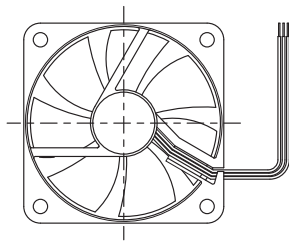
**DC FANS WITH THIRD WIRE**

**DC FANS WITH SPEED SIGNAL**

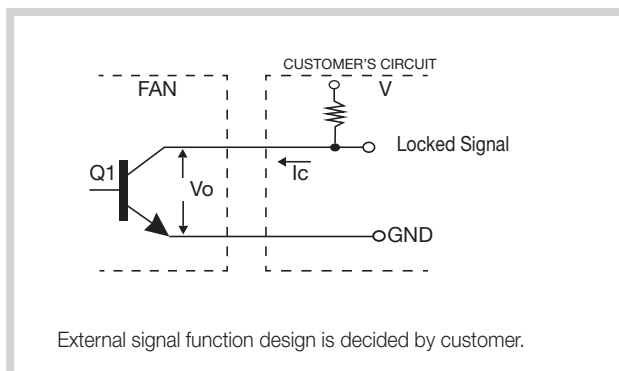
The integrated electronic sensor outputs a square-wave signal proportional to the fan speed. The signal is transmitted via a third wire (open collector).

**DC FANS WITH ALARM SIGNAL**

It is used to detect whether the fan is running or stopped. The third wire (open collector) transmits a continuous high or low signal according to the fan type.



**ELECTRICAL DIAGRAM (OPEN COLLECTOR)**



## ■ EC FANS



EC stands for Electronically Commutated and combines AC and DC voltages to offer the best of both technologies. The EC fan motor is a permanent magnet brushless motor, in which an electronic circuit, integrated into the motor, allows connection to the AC mains. The great advantage of EC fans, compared to shielded pole fans, is in their high energy efficiency.

The integrated electronics (PCB) aboard the motor (stator) manages the operating parameters and transforms the voltage from alternating to direct current.



### ADVANTAGES

- Energy saving: lower power consumption and higher efficiency compared to an equivalent AC fan
- Wide operating range 230 VAC: 140~264 VAC; 115 VAC: 80~132 VAC
- Low-temperature motor and longer life compared to an equivalent AC device
- Simplicity: electronics and electrical conversion fully integrated in the motor
- High performance: better pressure and airflow values compared to an equivalent AC fan

■ SPECIAL FRAME FANS

A complete range of AC/DC fans designed to operate in hostile environmental conditions: fans protected from very fine dust or splashes of water (IP55) or capable of tolerating high temperatures up to 90°C, thanks to the special metal structure. These special solutions ensure safety and operational reliability and extend the life of the equipment.



**IP55**  
Ideal for indoor or outdoor use in harsh industrial environments



**ALL METAL**  
Robust metal fan blades for good corrosion resistance



**HIGH TEMPERATURE RESISTANT**  
Capable of running continuously at 90°C

Model numbering system for STANDARD FRAME FANS COSTECH

description	A	12	B	23	H	T	B	A	00	description
<b>MOTOR TYPE</b> A = a.c. shaded pole motor C = a.c. capacitor run induction motor D = d.c. brushless										<b>OPTIONS</b> 00 = no option A = alarm output S = speed signal output M = digital PWM speed control T = for high temperature ambient F = motor IP55 protected G = motor IP58 protected W** = wires lenght out of standard Q** = special version
<b>CASING SIZE (mm)</b> 01 = 15x15 axial fan 20 = 20x20 axial fan 02 = 25x25 axial fan 03 = 30x30 axial fan 35 = 35x35 axial fan 04 = 40x40 axial fan 45 = 45x45 axial fan 50 = 50x50 axial fan 06 = 60x60 axial fan 07 = 70x70 axial fan 08 = 80x80 axial fan 09 = 92x92 axial fan 12 = 120x120 axial fan 13 = 127x127 axial fan 17 = 172x150 axial fan 18 = ø 172 axial fan 22 = 218x218 axial fan 25 = 280x280 axial fan C1 = 120x120 blower C6 = 75x75 blower										<b>DESIGN</b> <b>BEARING TYPE</b> B = shielded ball    S = sleeve    H = hypro
<b>CASING THICKNESS (mm)</b> N = 6.5 E = 10 F = 15 D = 20 A = 25 G = 30-32 B = 38 standard flow R = 38 reverse flow C = 50-52 M = 55 S = 83 W = without casing, standard flow Z = without casing, reverse flow										<b>CONNECTION</b> K = terminal block T = flat terminals 110 series (2.8x0.5 mm) W = lead wires
										<b>SPEED</b> E = extra low    M = medium    U = ultra high V = very low    H = high    I = hyper high L = low    S = super high
										<b>RATED VOLTAGE</b> 01 = 5 V d.c.    12 = 115 V a.c. 04 = 12 V d.c.    23 = 230 V a.c. 05 = 24 V d.c. / V a.c.    40 = 400 V a.c. 3~ 07 = 48 V d.c.

Model numbering system for STANDARD FRAME FANS COSTECH (NEW)

description	A 12 B 23 H T B A 5 0 - R F T 0 - W00	description
<b>FAN TYPE</b> A = axial a.c. shaded pole B = blower d.c. brushless C = axial a.c. capacitor run induction motor D = axial d.c. brushless E = axial EC fan J = blower a.c. capacitor run induction motor R = blower a.c.		<b>CUSTOMIZATION</b> W** = wire lenght not standard Q** = special version
<b>CASING SIZE (mm)</b> 01 = 15x15      08 = 80x80 20 = 20x20      09 = 92x92 02 = 25x25      97 = 97x97 or 97x94 (blower) 03 = 30x30      12 = 120x120 35 = 35x35      13 = 127x127 04 = 40x40      17 = 172x150 45 = 45x45      18 = ø 172 50 = 50x50      22 = 218x218 06 = 60x60      23 = 225x225 07 = 70x70 mm      25 = 280x280		<b>FREE PROGRESSIVE DIGIT</b> () = standard 0-9 = progressive
<b>CASING THICKNESS (mm)</b> N = 6.5      G = 30-32 E = 10      B = 38 F = 15      C = 50-52 D = 20      M = 55 A = 25      S = 78-80-83 J = 28      W = without casing		<b>HIGH TEMPERATURE</b> () = standard temperature T = high temperature
<b>RATED VOLTAGE</b> 01 = 5 V d.c.      12 = 115 V a.c. 04 = 12 V d.c.      23 = 230 V a.c. 05 = 24 V d.c. / V a.c.      30 = 115-230 V a.c. 07 = 48 V d.c.      40 = 400 V a.c. 3~		<b>IP PROTECTION</b> () = IP20      G = IP58 F = IP55 coated      K = IP68 P = IP55 parylene
<b>SPEED</b> E = extra low      M = medium      U = ultra high V = very low      H = high      I = hyper high L = low      S = super high		<b>AIR FLOW DIRECTION</b> () = standard flow with casing R = reverse flow with casing W = standard flow without casing Z = reverse flow without casing
<b>CONNECTION</b> K = terminal block T = flat terminal W = wires		<b>OPTIONS</b> 0 = by impedance 1 = by IC 2 = by IC with alarm (RD) 3 = by IC with speed sensor (FG) 4 = by IC variable speed sensor (VS) 6 = by transistor with speed sensor (FG) 7 = two speed 8 = VS + FG 9 = PWM control A = VS + RD B = PWM + FG C = RD + FG D = thermally protected F = PWM + RD
<b>BEARING TYPE</b> B = ball      S = sleeve      H = hypro		<b>BLADES NUMBER</b> 5 = 5      C = 15 7 = 7      D = 17 9 = 9      E = 19 A = 11      F = 21 B = 13      0 = blower blade shape
		<b>DESIGN</b>



### AC axial frame fans - Costech

- Shielded pole motor
- Wire (W) or terminal (T)
- Impedance or thermal motor protection
- Support system: ball or sleeve bearing
- Frameless version (A12W e A12Z models)



Model	Dimensions mm	Rated Voltage V	Max Airflow m³/h	Noise dB(A)	Bearing	Approvals
<b>A06</b>						
A06G12HWBF00	60x60x30	115 V a.c.	14/17	27/28	Ball Bearing	cURus
A06G23HWBF00	60x60x30	230 V a.c.	14/17	27/28	Ball Bearing	cURus
<b>A08</b>						
A08A23HWBF00	80x80x25	230 V a.c.	32/39	32/35	Ball Bearing	UR
A08A23HWSF00	80x80x25	230 V a.c.	32/39	32/35	Sleeve Bearing	UR
A08B23HWBF00	80x80x38	230 V a.c.	41/51	32/36	Ball Bearing	UR
A08B23HWSF00	80x80x38	230 V a.c.	41/51	32/36	Sleeve Bearing	UR
<b>A09</b>						
A09A23HTBF00	92x92x25	230 V a.c.	56/68	32/36	Ball Bearing	UR
A09A23HTSF00	92x92x25	230 V a.c.	56/68	32/36	Sleeve Bearing	UR
<b>A12</b>						
A12A23HTBF00	120x120x25	230 V a.c.	102/119	38/42	Ball Bearing	UR
A12A23HTSF00	120x120x25	230 V a.c.	109/127	38/42	Sleeve Bearing	UR
A12B05HTBW00	120x120x38	24 V a.c.	129/142	45/48	Ball Bearing	-
A12B05HTSW00	120x120x38	24 V a.c.	147/142	46/45	Sleeve Bearing	-
A12B12HTBW00	120x120x38	115 V a.c.	148/182	46/49	Ball Bearing	cURus; VDE
A12B12HTSW00	120x120x38	115 V a.c.	138/178	44/48	Sleeve Bearing	cURus; VDE
A12B12HWBW00	120x120x38	115 V a.c.	148/182	46/49	Ball Bearing	cURus; VDE
A12B12STSW00	120x120x38	115 V a.c.	165/182	47/50	Sleeve Bearing	cURus; VDE
A12B23ETSW00	120x120x38	230 V a.c.	83/82	29/28	Sleeve Bearing	VDE
A12B23HTBW00	120x120x38	230 V a.c.	139/182	46/49	Ball Bearing	cURus; VDE
A12B23HTSW00	120x120x38	230 V a.c.	138/178	44/48	Sleeve Bearing	cURus; VDE
A12B23HWBW00	120x120x38	230 V a.c.	148/182	46/49	Ball Bearing	cURus; VDE
A12B23LTSW00	120x120x38	230 V a.c.	115/104	41/37	Sleeve Bearing	cURus; VDE
A12B23MTBW00	120x120x38	230 V a.c.	133/143	43/45	Ball Bearing	cURus; VDE
A12B23STBW00	120x120x38	230 V a.c.	143/199	47/50	Ball Bearing	cURus; VDE
A12B23STSW00	120x120x38	230 V a.c.	141/182	47/50	Sleeve Bearing	cURus; VDE
A12B23SWBW00	120x120x38	230 V a.c.	143/199	47/50	Ball Bearing	cURus; VDE
A12W23HWBW00	113x113x38	230 V a.c.	148/182	46/49	Ball Bearing	cURus
A12Z23HWBW00	113x113x38	230 V a.c.	148/182	46/49	Ball Bearing	-
<b>A13</b>						
A13B12HTBF00	127x127x38	115 V a.c.	174/204	46/50	Ball Bearing	cURus
A13B23HTBF00	127x127x38	230 V a.c.	174/204	46/50	Ball Bearing	cURus
<b>A17</b>						
A17C12HWBF00	172x150x51	115 V a.c.	290/331	50/55	Ball Bearing	cURus
A17C23HWBF00	172x150x51	230 V a.c.	290/331	50/55	Ball Bearing	cURus
<b>C17</b>						
C17B12HTBF00	172x150x38	115 V a.c.	300/360	54/58	Ball Bearing	cURus
C17B23HTBF00	172x150x38	230 V a.c.	300/360	54/58	Ball Bearing	cURus
C17C23HTBF00	172x150x51	230 V a.c.	348/384	53/58	Ball Bearing	cURus





Model	Dimensions mm	Rated Voltage V	Max Airflow m³/h	Noise dB(A)	Bearing	Approvals
<b>C18</b>						
C18C12HTBF00	172x172x51	115 V a.c.	348/384	50/55	Ball Bearing	cURus
C18C23HTBF00	172x172x51	230 V a.c.	348/384	50/55	Ball Bearing	cURus
<b>C22</b>						
C22S12HKBD00	218x218x83	115 V a.c.	855/930	64,6/67,4	Ball Bearing	-
C22S23HKBD00	218x218x83	230 V a.c.	855/930	65/68	Ball Bearing	-
C22S23HKBU00	218x218x83	230 V a.c.	837/937	65/68	Ball Bearing	cURus
C22S40HKBD00	218x218x83	400 V a.c. 3 ~	970	61	Ball Bearing	-
<b>C25</b>						
C25S12HKBE00	280x280x80	115 V a.c.	1680/1920	64,6/67,4	Ball Bearing	-
C25S23HKBE00	280x280x80	230 V a.c.	1630/1865	67/70	Ball Bearing	-
C25S23HKBU00	280x280x80	230 V a.c.	1660/1835	67,8/72	Ball Bearing	cURus
C25S40HKBE00	280x280x80	400 V a.c. 3 ~	1540/1680	69/72	Ball Bearing	-



DC axial frame fans - Costech

- Brushless motor
- Wire connection
- Motor protection: impedance or I.C.
- Support system: ball, sleeve or hypro bearing
- Alarm or speed sensor output (optional)



Model	Dimensions mm	Rated Voltage V	Max Airflow m³/h	Noise dB(A)	Bearing	Approvals
<b>D04</b>						
D04D04HWBZ00	40x40x20	12 V d.c.	14	35,3	Ball Bearing	cURus
D04D05HWBZ00	40x40x20	24 V d.c.	15	36	Ball Bearing	cURus
D04E04HWHT00	40x40x10	12 V d.c.	11	26	Hypro Bearing	cURus
D04E05HWBT00	40x40x10	24 V d.c.	11	30,5	Ball Bearing	cURus
D04E05HWHT00	40x40x11	24 V d.c.	11	30.5	Hypro Bearing	cURus
<b>D06</b>						
D06A04HWBA00	60x60x25	12 V d.c.	40	33,1	Ball Bearing	cURus
D06A05HWBA00	60x60x25	24 V d.c.	40	33,1	Ball Bearing	cURus
D06F05HWBA91	60x60x16	24 V d.c.	31	35,5	Ball Bearing	-
<b>D08</b>						
D08A04HWSA00	80x80x25	12 V d.c.	68	33,4	Sleeve Bearing	cURus
D08A05HWBA00	80x80x25	24 V d.c.	68	33,4	Ball Bearing	UR
D08A05HWSA00	80x80x25	24 V d.c.	68	33,4	Sleeve Bearing	UR
D08A05SWHA71	80x80x25	24 V d.c.	80	44	Hypro Bearing	cURus
D08D04HWSA00	80x80x20	12 V d.c.	49	34	Sleeve Bearing	UR
<b>D09</b>						
D09A04HWSZ00	92x92x25	12 V d.c.	87	35,4	Sleeve Bearing	cURus
D09A04SWSZ00	92x92x25	12 V d.c.	105	42,2	Sleeve Bearing	cURus
D09A05HWBZ00	92x92x25	24 V d.c.	95	37,5	Ball Bearing	cURus
D09A05HWSZ00	92x92x25	24 V d.c.	87	35,4	Sleeve Bearing	cURus
<b>D12</b>						
D12A04SWSZ00	120x120x25	12 V d.c.	150	43,9	Sleeve Bearing	cURus
D12A05HWBZ00	120x120x25	24 V d.c.	134	39,3	Ball Bearing	cURus
D12A05HWSZ00	120x120x25	24 V d.c.	149	39,1	Sleeve Bearing	cURus
D12B04HWBZ00	120x120x38	12 V d.c.	179	46,7	Ball Bearing	UR



Model	Dimensions mm	Rated Voltage V	Max Airflow m³/h	Noise dB(A)	Bearing	Approvals
<b>D12B05HWBZ00</b>	120x120x38	24 V d.c.	179	46,7	Ball Bearing	cURus
<b>D12B05HWSZ00</b>	120x120x38	24 V d.c.	179	46,7	Sleeve Bearing	cURus
<b>D12B05SWBZ00</b>	120x120x38	24 V d.c.	204	48	Ball Bearing	cURus
<b>D17</b>						
<b>D17C05HWBA00</b>	172x150x51	24 V d.c.	450	58,8	Ball Bearing	cURus
<b>D17C07HWBA00</b>	172x150x51	48 V d.c.	450	58,8	Ball Bearing	cURus



### EC axial frame fans - Costech

- EC green technology for high performances
- Brushless motors
- Wire connection
- Impedance protected motor
- Ball bearing system



Model	Dimensions mm	Rated Voltage V	Max Airflow m³/h	Noise dB(A)	Bearing
<b>E08</b>					
<b>E08B12HWBL00</b>	80x80x38	115 V a.c.	64/68,5	35/37	Ball Bearing
<b>E08B23HWBL00</b>	80x80x38	230 V a.c.	68/73	37/39	Ball Bearing
<b>E12</b>					
<b>E12B23HWBL00</b>	120x120x38	230 V a.c.	198/206	45/46,8	Ball Bearing
<b>E12B23LWBL00</b>	120x120x38	230 V a.c.	132/138	34/35,7	Ball Bearing
<b>E12B23MWBL00</b>	120x120x38	230 V a.c.	169/176	40/41,8	Ball Bearing



### DC blowers

- Brushless motor
- Wire connection
- IC protected motor
- Support system: ball bearing



Model	Dimensions mm	Rated Voltage V	Max Airflow m³/h	Noise dB(A)	Bearing	Approvals
<b>DC1G05MWBA01</b>	120x120x31	24 V d.c.	48	49	Ball Bearing	cURus



### IP55 AC fans

- Water jet resistant and dustproof
- Shaded pole motor
- Wire (W) or terminal (T) connection
- Motor protection: impedance or thermal
- Support system: ball or sleeve bearing
- Frameless versions (A12W e A12Z models)



Model	Dimensions mm	Rated Voltage V	Max Airflow m³/h	Noise dB(A)	Bearing	Approvals
A08B23HWBFF0	80x80x38	230 V a.c.	41/51	32/36	Ball Bearing	-
A12B05HTBWF0	120x120x38	24 V a.c.	129/142	45/48	Ball Bearing	-
A12B23HWBWF0	120x120x38	230 V a.c.	148/182	46/49	Ball Bearing	-
A12W23HWBWF0	113x113x38	230 V a.c.	150/180	46/49	Ball Bearing	-
A12Z23HWBWF0	113x113x38	230 V a.c.	148/182	46/49	Ball Bearing	-
A17M23SWBMF0	172x150x55	230 V a.c.	332/391	49/53	Ball Bearing	cURus



### IP55 DC fans

- Water jet resistant and dustproof
- Brushless motor
- Wire connection
- Motor protection: impedance or IC
- Ball bearing system



Model	Dimensions mm	Rated Voltage V	Max Airflow m³/h	Noise dB(A)	Bearing	Approvals
D08A04HWBAF0	80x80x25	12 V d.c.	63	35,8	Ball Bearing	cURus
D12A05HWBZF0	120x120x25	24 V d.c.	150	39,1	Ball Bearing	-
D12A07HWBZF0	120x120x25	48 V d.c.	149	39,1	Ball Bearing	-
D12B05HWBAF0	120x120x38	24 V d.c.	179	46,7	Ball Bearing	-



### High temperature resistant AC fans

- High temperature resistant up to 90°C
- All metal construction
- Shaded pole motor
- Wire (W) or terminal (T) connection
- Motor protection: impedance or thermal
- Ball bearing system



Model	Dimensions mm	Rated Voltage V	Max Airflow m³/h	Noise dB(A)	Bearing	Approvals
A09B23HTBMT0	92x92x38	230 V a.c.	75/87	37/42	Ball Bearing	-
A09B23HWBMT0	92x92x38	230 V a.c.	75/87	37/42	Ball Bearing	cURus
A12B23HTBMT0	120x120x38	230 V a.c.	150/175	42/46	Ball Bearing	cURus
A12B23LTBMT0	120x120x38	230 V a.c.	107/110	33/35	Ball Bearing	cURus
A17M12SWBMT0	172x150x55	115 V a.c.	332/391	49/53	Ball Bearing	cURus
A17M23SWBMT0	172x150x55	230 V a.c.	332/391	49/53	Ball Bearing	cURus
A17T23SWBMT0	172x150x55	230 V a.c.	383/434	58/61	Ball Bearing	cURus

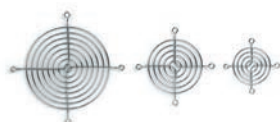


### All metal AC fans

- Metal fan blades for good corrosion resistance
- Shaded pole motor
- Wire (W) or terminal (T) connection
- Motor protection: impedance or thermal
- Ball bearing system



Model	Dimensions mm	Rated Voltage V	Max Airflow m³/h	Noise dB(A)	Bearing	Approvals
A09B12HWBM00	92x92x38	115 V a.c.	75/87	37/42	Ball Bearing	cURus
A09B23HWBM00	92x92x38	230 V a.c.	75/87	37/42	Ball Bearing	cURus
A17M12SWBM00	172x150x55	115 V a.c.	332/391	49/53	Ball Bearing	cURus
A17M23SWBM00	172x150x55	230 V a.c.	332/391	49/53	Ball Bearing	cURus
A17T12SWBM00	172x150x55	115 V a.c.	383/434	58/61	Ball Bearing	cURus
A17T23SWBM00	172x150x55	230 V a.c.	383/434	58/61	Ball Bearing	cURus



### Accessories - Metal fan guards

- Protection from moving parts according to EN ISO 12100 e EN ISO 13858
- Material: steel wire type AISI C1010
- Finishing: nickel-chrome

Model	Dimensions mm	Suitable for fans mm
120	6x116x105	120x120
127	6x116x116	127x127
150	7x154x162	172x150
150/S	7x154x162	172x150
25	2x20x24	25x25
40	5x29x29	40x40
45	4x38x38	45x45
52	5x45x45	50x50
60	4x53x53	60x60
80	6x76x76	80x80
92	6x90x90	92x92
GMP200NK	9x240x250	218x218
GMP250NK	9x295x307	280x280



### Accessories - Metal filter

- Protection from moving parts according to EN ISO 12100 e EN ISO 13857
- Materials: 30x30 stainless steel corrugated mesh with 4,8mm pitch and 3,3mm depth, aluminium frame
- Color: natural



Model	Dimensions mm	Suitable for fans mm
FM/120	4x119x119	120x120
FM/150	4x182x182	172x150
FM/60	3x60x60	60x60
FM/80	3x84x84	80x80
FM/92	4x92x92	92x92



## Accessories - Metal ventilation louvres

- Protection against moving parts according to EN ISO 12100 e EN ISO 13858
- Material: metal plate painted with epoxy powder RAL 7035

Model	Dimensions	Suitable for fans
	mm	mm
<b>G120M-7035</b>	6x120x120	120x120




## Accessories - Plastic fan guards

- Protection against moving parts according to EN ISO 12100 e EN ISO 13858
- Material: PC/ABS self-extinguishing, according to UL 94V-0
- Colour: black RAL 9005
- Available in kits of 50 pieces (\_K versions)

**kit**

Model	Dimensions	Suitable for fans
	mm	mm
<b>G120</b>	7x121x121	120x120
<b>G120K</b>	260x195x140	120x120
<b>G150</b>	11x173x173	172x150
<b>G40</b>	3x42x42	40x40
<b>G40K</b>	3x42x42	40x40
<b>G60</b>	6x60x60	60x60
<b>G60K</b>	200x150x75	60x60
<b>G80</b>	6x81x81	80x80
<b>G80K</b>	190x180x105	80x80
<b>G92</b>	6x92x92	92x92
<b>G92K</b>	120x205x195	92x92



## Accessories - Plastic filter

- Protection against moving parts and dust according to EN ISO 12100 and EN ISO 13857
- Plastic parts made of self-extinguishing PC/ABS according to UL-94V-0, RAL 9005 black colour
- Filter cloth made of thermally bonded organic synthetic fibres (polyester and polypropylene), white colour
- Glass fibre mesh 18x16 with wire diameter 0,28mm
- Available in kit of 20 pieces (\_K version), model F150/MRK in kit of 10 pieces

**IP 30****kit**

Model	Dimensions	Suitable for fans
	mm	mm
<b>F120/MR</b>	13x126x126	120x120
<b>F120/MRK</b>	265x190x134	120x120
<b>F150/MR</b>	25x179x179	172x150
<b>F150/MRK</b>	180x320x190	172x150
<b>F40/MR</b>	7x46x46	40x40
<b>F40/MRK</b>	125x101x54	40x40
<b>F60/MR</b>	12x64x64	60x60
<b>F60/MRK</b>	184x144x74	60x60
<b>F80/MR</b>	12x86x86	80x80




Model	Dimensions mm	Suitable for fans mm
F80/MRK	190x180x105	80x80
F92/MR	12x97x97	92x92
F92/MRK	200x150x110	92x92

### Accessories - Spare filter media for plastic filte

- Filter cloth (M\_ series) made of thermally bonded organic synthetic fibers (polyester and polypropylene) in white colour
- Filter cloths can be cleaned up to 10 times by washing blowing and beating
- Glass fiber mesh (RP\_ series) 18x16 with wide diameter 0,28mm
- Filter cloths available in kit of 200 pieces (\_K versions)



Model	Dimensions mm	Suitable for filters mm
M120	8x120x120	F120/MR
M120K	400x400x600	F120/MR
M150	8x172x172	F150/MR
M150K	400x400x600	F150/MR
M40	8x42x42	F40/MR
M40K	260x260x140	F40/MR
M60	8x60x60	F60/MR
M60K	340x340x160	F60/MR
M80	8x81x81	F80/MR
M80K	400x300x220	F80/MR
M92	92x92x8	F92/MR
M92K	400x400x300	F92/MR
RP120	1x119x119	F120/MR
RP150	1x171x171	F150/MR
RP40	1x41x41	F40/MR
RP60	1x59x59	F60/MR
RP80	1x80x80	F80/MR
RP92	1x91x91	F92/MR



### Accessories - Fast assembly plastic fan guards

- Protection against moving parts according to EN ISO 12100 e EN ISO 13858
- Self-extinguishing ABS material, according to UL 94HB
- Colour: black RAL 9005



Model	Dimensions mm	Suitable for fans mm
G120/S	20x119x119	120x120
G127/S	19x128x128	127x127
G80/S	17x80x80	80x80



## Accessories - Plastic rivets

- Fast assembly of fan and fan guards
- Material: self-extinguishing nylon 6, according to UL 94V-0
- Suitable for fan with fixing hole diameter between 4mm and 4,8mm
- Available with flat or countersunk head
- Two different shank lengths, 17mm and 22mm
- Colour: black RAL 9005 or gray RAL 7032
- Kit of 400 pieces



Model	Dimensions
	mm
FAR175TPNK	17x8x5
FAR175TPRK	17x8x5
FAR175TSNK	17x8x5
FAR175TSRK	17x8x5
FAR225TPNK	22x8x5
FAR225TSNK	8x22x22

## Accessories - Elastic rivets

- Fast assembly and disassembly of the fan, vibration and noise reduction
- Material: EPDM rubber, hardness 63 Shore A
- Colour: black
- Kit of 400 pieces



Model	Dimensions
	mm
EAR4401NK	220x150x220



## Accessories - Fan power leads

- Quick power connection and disconnection of fans equipped with male faston terminals
- Connector material: self-extinguishing PVC
- Versions available: straight connector, 45° connector (\_45 versions), cable with additional protective sheath (\_E versions)
- Colour: black

Model	Dimensions
	mm
C100	16x8x2540
C24	8x16x610
C36	8x16x945
C36-45	1x8x930
C60	16x8x1524
C80	16x25x2032
C80E	8x16x2032
CM500E	8x16x5031

